

Scaled data based on original data using  
LM-79-08 Approved Method: Electrical and Photometric Measurements of Solid-  
State Lighting Products

Test Report Prepared for  
Cooper Lighting Solutions  
(formerly Eaton)

Brand: McGRAW-EDISON

Report Number: P386418

Luminaire Tested: **GWC-SA2A-750-U-SLL-HSS**

Issue Date: 3/3/2020

**Test Information**

Test Method: LM-79-08  
Report Number: P386418  
TEST IS SCALED FROM IESNA LM-79-08 TEST DATA (G2-1903-205-27)  
Test Lab: INNOVATION CENTER  
Issue Date: 3/3/2020  
Manufacturer: COOPER LIGHTING SOLUTIONS (FORMERLY EATON)  
Product Line: MCGRAW-EDISON  
Catalog Number: GWC-SA2A-750-U-SLL-HSS  
Description: GALLEON WALL LUMINAIRE  
(2) 70 CRI, 5000K, 615mA LIGHTSQUARES WITH 16 LEDS EACH AND SPILL LIGHT  
ELIMINATOR LEFT OPTICS WITH HOUSE SIDE SHIELD  
Light Source: -  
Ballast/Driver: ELECTRONIC DRIVER

**Summary**

Lumens per Lamp: N/A  
Luminaire Lumens: 7210 lumens  
Efficiency: N/A  
Efficacy: 109.2 lumens/watt  
Luminous Opening: Rectangular (W 1' x L: 0.5' x H: 0')  
IES Classification: Type III - Medium  
BUG Rating: B1 - U0 - G2

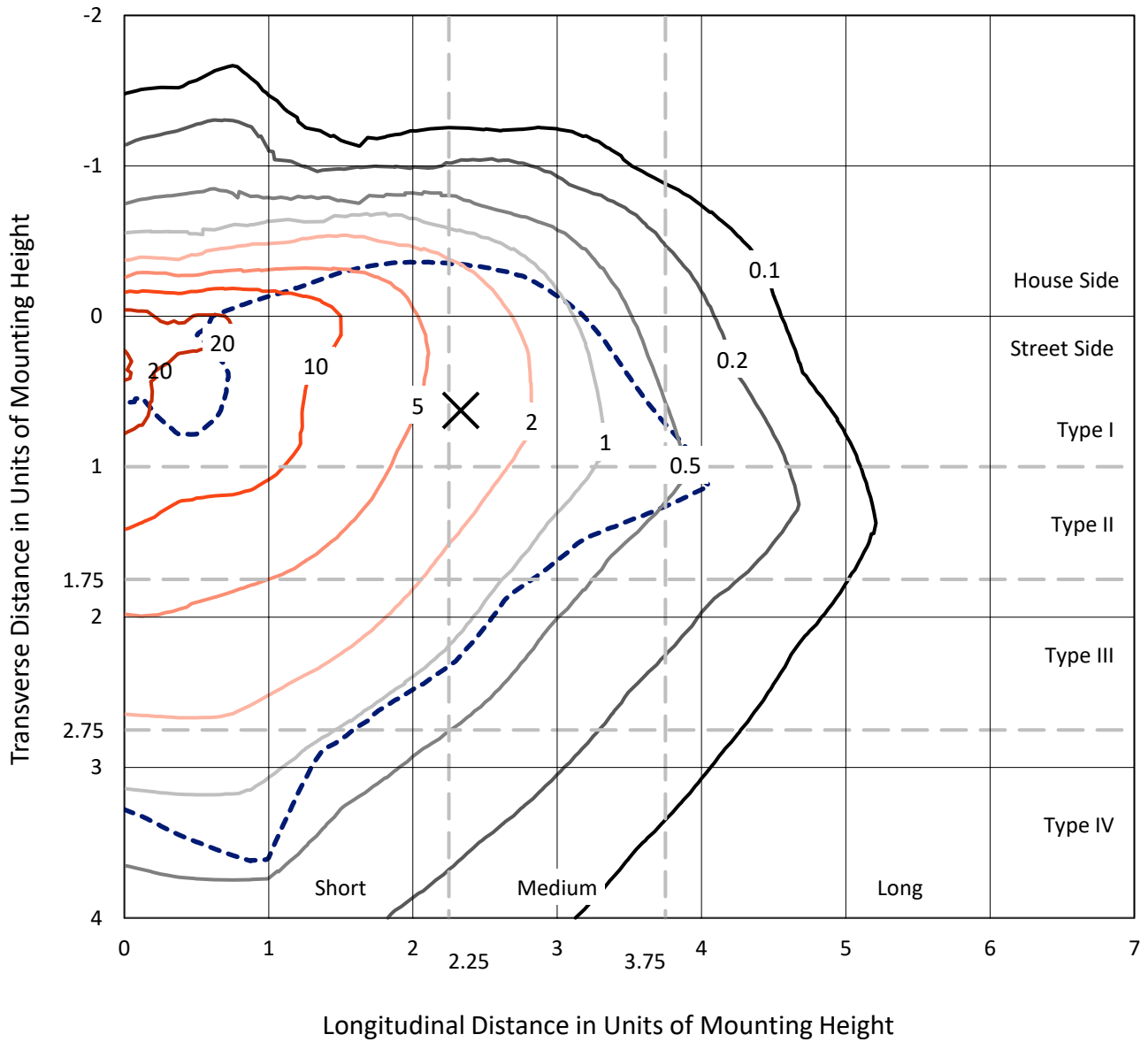
Input Watts (W): 66  
Input Voltage (V): NR  
Input Current (Ain): NR  
Voltage Rise (V): NR  
Power Factor: NR  
Total Harmonic Distortion (THDi): NR  
Frequency (hertz): 60  
Stabilization Time: NR  
Operation Time: NR  
Ambient Temperature (°C): NR  
Test Distance: 24 FT



REPORT NUMBER: P386418  
 CATALOG NUMBER: GWC-SA2A-750-U-SLL-HSS

### Iso-Footcandle Lines of Horizontal Illumination

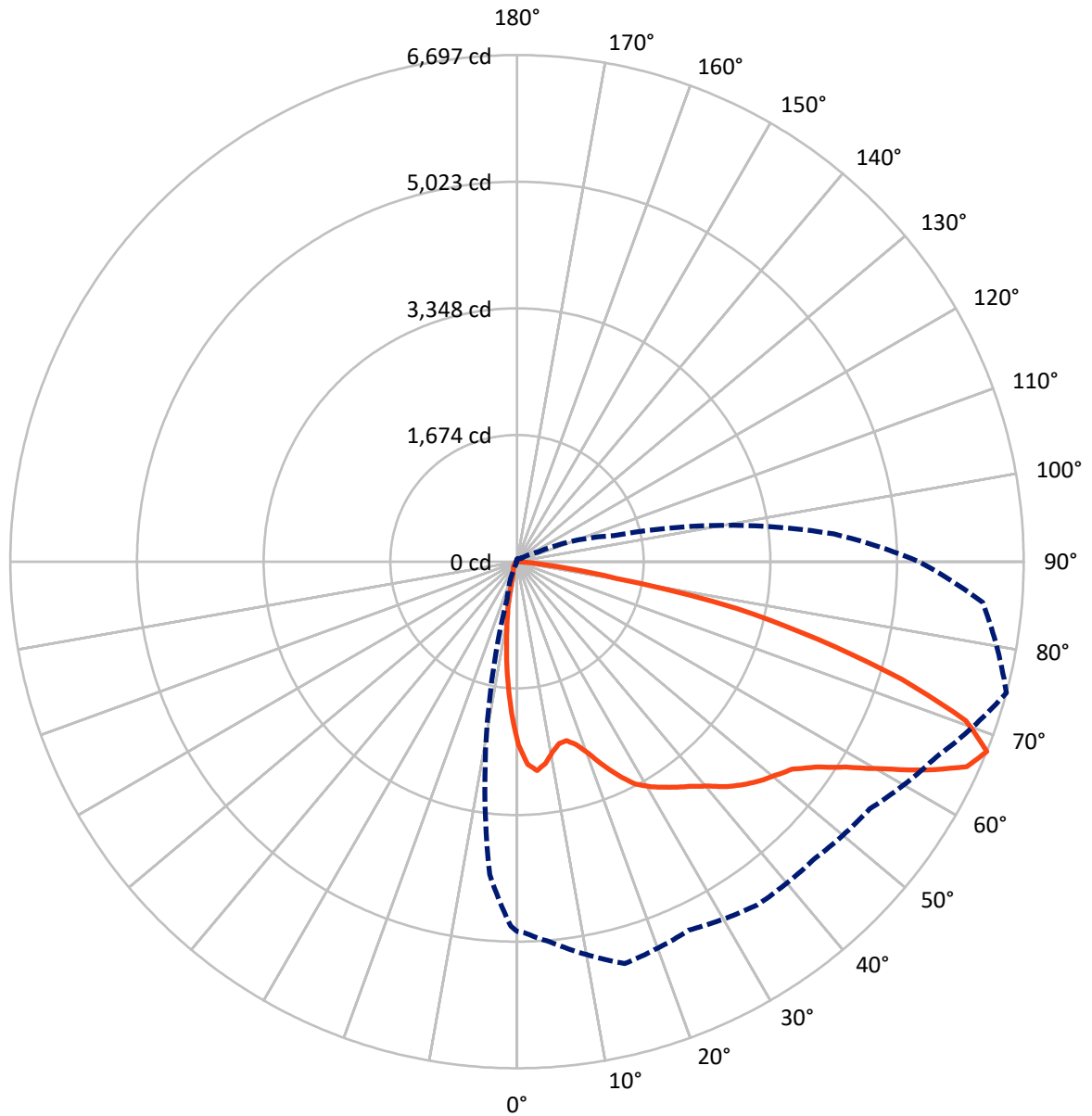
✕ Max cd  
 - - - 1/2 Max cd



Based on 10 foot mounting height. Maximum calculated value = 31.3 fc  
 Type III - Medium - N/A

REPORT NUMBER: P386418  
CATALOG NUMBER: GWC-SA2A-750-U-SLL-HSS

### Luminous Intensity Polar Plot



— Vertical Plane Through 75-Deg Lateral    - - - Horizontal Cone Through 67.5-Deg Vertical

REPORT NUMBER: P386418

CATALOG NUMBER: GWC-SA2A-750-U-SLL-HSS

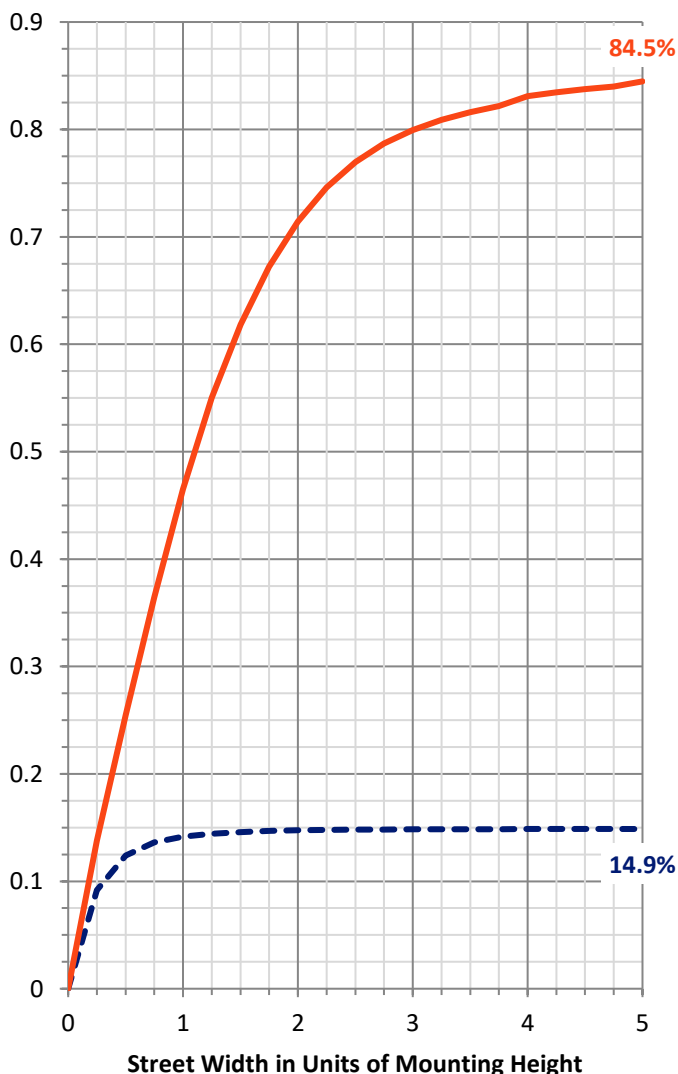
**FLUX DISTRIBUTION:**

		Downward	Upward	Total
<b>House Side</b>	Lumens	1081.9	0.0	1081.9
	% Fixture	15.0	0.0	15.0
<b>Street Side</b>	Lumens	6128.1	0.0	6128.1
	% Fixture	85.0	0.0	85.0
<b>Total</b>	Lumens	7210.0	0.0	7210.0
	% Fixture	100.0	0.0	100.0

**ZONAL LUMENS:**

Zone	Lumens	% Fixture
0°-10°	183.5	2.5
10°-20°	361.3	5.0
20°-30°	511.1	7.1
30°-40°	751.5	10.4
40°-50°	1080.1	15.0
50°-60°	1520.5	21.1
60°-70°	1775.8	24.6
70°-80°	906.0	12.6
80°-90°	120.3	1.7
90°-100°	0.0	0.0
100°-110°	0.0	0.0
110°-120°	0.0	0.0
120°-130°	0.0	0.0
130°-140°	0.0	0.0
140°-150°	0.0	0.0
150°-160°	0.0	0.0
160°-170°	0.0	0.0
170°-180°	0.0	0.0
0°-90°	7210.0	100.0
0°-180°	7210.0	100.0

**Coefficient of Utilization**



REPORT NUMBER: P386418

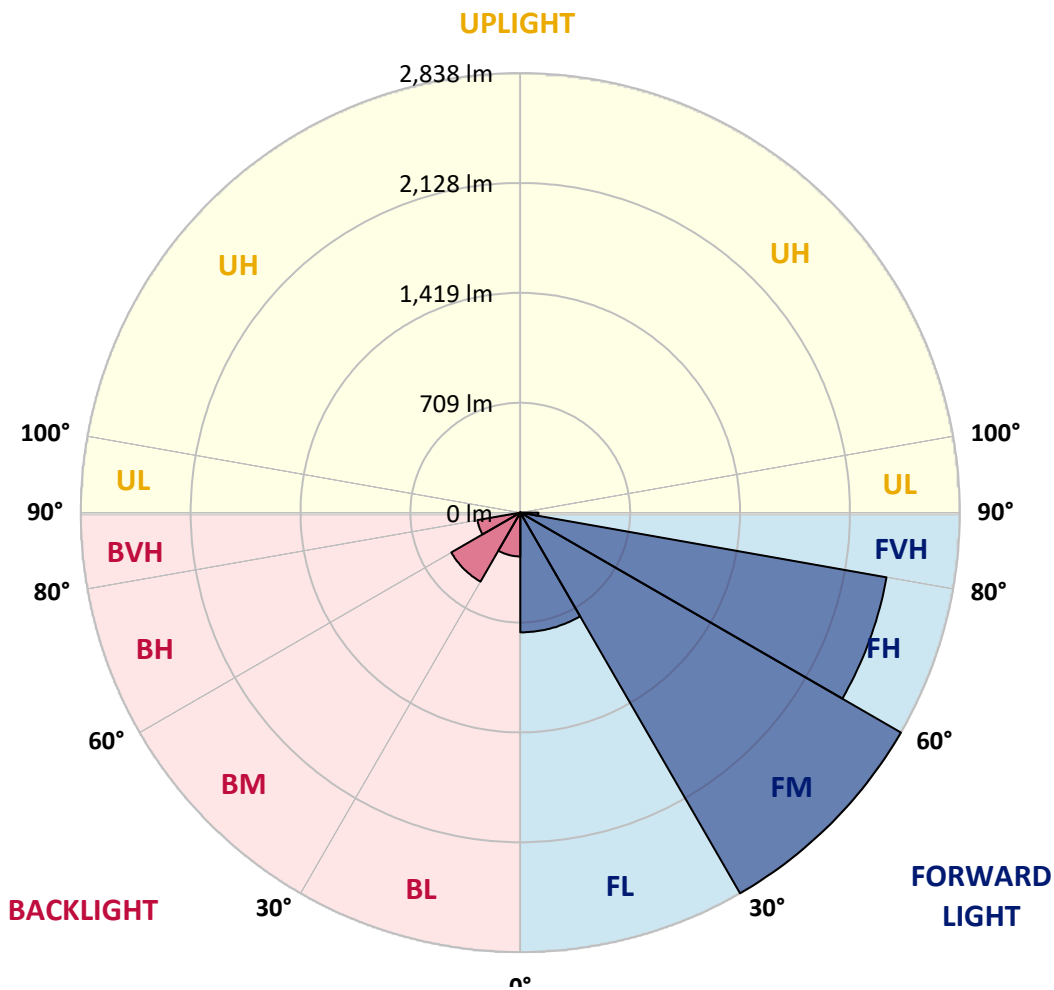
CATALOG NUMBER: GWC-SA2A-750-U-SLL-HSS

**LUMINAIRE CLASSIFICATION SYSTEM LUMEN TABLE AND BUG RATING:**

Zone	Lumens	% Fixture	Zone Rating/Lumen Limit		
			B	U	G
FL (0°-30°)	772.9	10.7			
FM (30°-60°)	2837.7	39.4			
FH (60°-80°)	2400.7	33.3			G2/5000
FVH (80°-90°)	116.7	1.6			G2/225
BL (0°-30°)	282.9	3.9	B1/500		
BM (30°-60°)	514.3	7.1	B1/1000		
BH (60°-80°)	281.0	3.9	B1/500		G1/500
BVH (80°-90°)	3.6	0.1			G0/10
UL (90°-100°)	0.0	0.0		U0/0	
UH (100°-180°)	0.0	0.0		U0/0	

**BUG Rating: B1-U0-G2**

Type III Medium





REPORT NUMBER: P386418  
 CATALOG NUMBER: GWC-SA2A-750-U-SLL-HSS

**CANDELA DISTRIBUTION (FULL):**

	0°	1°	5°	15°	25°	35°	45°	55°	65°	75°	85°
0°	2418.8	2418.8	2418.8	2418.8	2418.8	2418.8	2418.8	2418.8	2418.8	2418.8	2418.8
2.5°	2622.1	2626.2	2647.3	2696.5	2750.1	2754.2	2790.4	2753.2	2740.6	2680.5	2618.3
5°	2641.9	2657.6	2730.3	2874.8	3000.1	3040.4	3069.1	2996.0	2919.2	2772.3	2615.6
7.5°	2482.4	2508.7	2623.1	2894.3	3118.3	3217.4	3236.2	3121.7	2933.5	2691.7	2456.1
10°	2278.1	2308.2	2446.2	2779.5	3087.2	3257.0	3282.9	3133.0	2862.5	2561.3	2283.6
12.5°	2112.8	2148.0	2289.0	2650.4	2980.3	3168.2	3219.4	3095.1	2801.0	2468.7	2165.7
15°	2036.6	2076.9	2225.2	2567.1	2861.8	3009.7	3052.1	2998.4	2766.9	2454.0	2138.4
17.5°	2080.4	2124.1	2277.1	2574.2	2750.5	2813.7	2847.8	2869.7	2766.9	2542.5	2218.3
20°	2259.7	2306.8	2468.7	2647.0	2658.3	2634.7	2671.2	2748.1	2799.0	2710.5	2410.3
22.5°	2507.6	2563.0	2745.7	2771.6	2613.2	2524.0	2528.8	2649.4	2857.4	2923.6	2676.7
25°	2809.9	2877.5	3063.3	2957.5	2632.0	2458.1	2456.4	2568.1	2914.4	3137.1	2973.5
27.5°	3110.1	3184.6	3347.8	3184.2	2709.5	2446.2	2442.7	2543.5	2970.1	3327.0	3297.6
30°	3361.8	3434.2	3575.0	3348.5	2793.2	2474.2	2457.8	2569.8	3003.2	3450.3	3534.0
32.5°	3566.8	3624.8	3738.6	3461.6	2882.7	2528.5	2492.9	2640.2	3059.6	3554.5	3751.2
35°	3792.2	3853.3	3898.8	3569.2	2983.1	2606.7	2555.8	2751.8	3146.3	3660.4	3989.3
37.5°	4049.4	4110.2	4104.7	3667.5	3110.5	2736.1	2703.7	2928.8	3281.2	3765.2	4255.0
40°	4301.1	4363.3	4318.9	3775.1	3260.1	2949.6	2925.7	3194.5	3461.9	3899.4	4566.5
42.5°	4536.8	4604.0	4509.1	3876.9	3438.3	3218.7	3259.7	3536.7	3688.0	4064.7	4834.9
45°	4726.7	4795.3	4668.6	3975.9	3626.2	3545.3	3668.6	3915.8	3959.9	4204.4	5016.3
47.5°	4864.6	4929.5	4779.3	4075.0	3866.6	3944.5	4159.4	4313.4	4205.5	4325.7	5145.1
50°	4952.8	5003.3	4811.7	4199.0	4182.2	4410.4	4670.6	4745.8	4436.7	4435.0	5301.5
52.5°	5008.8	5031.7	4835.6	4328.4	4511.5	4917.6	5171.4	5194.9	4674.7	4555.2	5512.2
55°	5201.8	5220.2	5005.0	4485.2	4783.7	5361.9	5624.2	5602.4	4944.2	4790.5	5760.9
57.5°	5531.0	5550.5	5355.1	4710.6	5004.0	5636.5	5952.5	5991.7	5260.2	5121.1	6027.3
60°	5696.3	5732.5	5662.8	4996.1	5217.5	5812.1	6176.2	6301.5	5655.0	5557.0	6285.5
62.5°	5546.4	5599.0	5700.1	5312.8	5429.6	5908.8	6245.9	6412.5	6059.4	6064.8	6444.6
65°	5247.2	5289.2	5460.6	5486.3	5552.5	5896.8	6073.7	6257.5	6307.0	6531.4	6436.1
67.5°	4885.8	4901.5	5047.0	5499.9	5374.2	5537.5	5556.6	5692.6	6111.3	6696.7	6177.5
70°	4365.6	4374.2	4501.2	5042.6	4618.4	4654.3	4625.9	4653.6	5254.0	6294.0	5524.9
72.5°	3513.5	3535.0	3715.7	4187.7	3364.6	3261.1	3483.8	3471.5	4046.3	5317.5	4103.3
75°	2586.9	2624.1	2897.0	3373.1	2361.5	2136.0	2298.6	2342.0	2876.5	4113.2	2566.0
77.5°	1811.2	1838.9	2103.2	2479.6	1709.1	1527.4	1468.6	1520.2	1898.7	2975.6	1292.8
80°	1043.4	1053.7	1222.4	1431.8	1151.7	1317.7	1193.7	1229.2	1137.7	1323.8	556.0
82.5°	682.8	684.5	750.4	852.2	717.2	833.4	616.8	788.6	699.8	531.8	181.0
85°	368.9	370.9	435.1	604.9	406.1	229.5	134.9	277.0	432.7	121.9	49.5
87.5°	40.6	37.2	131.2	220.0	112.7	20.8	7.2	31.1	69.3	7.9	0.0
90°	0.0	0.0	0.0	0.0	0.0	0.0	0.0	0.0	0.0	0.0	0.0



REPORT NUMBER: P386418  
 CATALOG NUMBER: GWC-SA2A-750-U-SLL-HSS

**CANDELA DISTRIBUTION (continued):**

	90°	95°	105°	115°	125°	135°	145°	155°	165°	175°	180°
0°	2418.8	2418.8	2418.8	2418.8	2418.8	2418.8	2418.8	2418.8	2418.8	2418.8	2418.8
2.5°	2586.5	2558.2	2487.5	2412.7	2352.6	2296.2	2239.5	2170.2	2116.6	2105.6	2087.9
5°	2531.2	2441.4	2293.1	2144.2	2024.3	1873.0	1777.1	1702.3	1629.2	1624.7	1610.0
7.5°	2337.9	2219.7	2011.0	1805.1	1636.3	1492.2	1346.7	1249.4	1172.9	1145.9	1129.8
10°	2152.1	2019.2	1758.6	1523.6	1373.0	1245.6	1143.2	1041.4	949.2	885.6	856.9
12.5°	2022.3	1875.4	1588.2	1385.7	1277.7	1156.8	1031.8	904.8	798.5	722.0	675.2
15°	1972.1	1815.3	1531.2	1331.0	1197.8	1044.8	884.9	739.8	622.0	552.6	510.6
17.5°	2031.9	1849.5	1526.7	1264.4	1078.3	888.0	711.4	540.0	429.0	376.4	349.4
20°	2183.5	1958.1	1525.0	1182.8	936.2	702.2	481.9	355.2	287.9	258.6	245.9
22.5°	2398.0	2096.8	1538.7	1102.2	788.3	501.7	332.7	260.9	226.4	210.7	203.6
25°	2674.0	2291.4	1577.3	1029.1	649.3	374.3	259.2	218.6	194.3	182.0	176.9
27.5°	2968.0	2515.5	1637.4	965.6	536.2	298.5	222.0	187.2	169.7	161.2	156.4
30°	3210.5	2775.1	1698.2	894.9	454.3	260.3	203.2	170.8	150.6	145.2	140.7
32.5°	3422.6	2971.5	1741.2	831.0	400.6	231.2	183.8	152.7	139.0	128.4	123.6
35°	3642.3	3135.1	1739.8	786.2	363.7	209.4	167.4	136.6	120.2	107.9	104.2
37.5°	3880.0	3319.8	1710.1	748.0	347.7	191.9	158.1	128.1	111.7	99.4	94.6
40°	4158.3	3513.8	1679.7	712.1	343.3	177.9	151.6	121.2	103.8	91.9	87.1
42.5°	4429.5	3688.7	1653.1	685.5	324.1	177.6	145.8	116.1	97.7	86.1	80.6
45°	4646.4	3851.6	1648.0	669.4	304.0	183.8	142.8	112.7	92.9	81.3	76.2
47.5°	4826.7	4028.5	1680.7	658.2	284.8	167.7	150.3	110.3	88.5	77.2	71.4
50°	5041.2	4245.8	1757.9	639.7	264.7	151.0	172.1	111.0	84.7	73.1	66.9
52.5°	5340.4	4546.3	1871.3	608.6	237.0	135.6	169.4	111.7	80.6	68.7	62.5
55°	5675.8	4921.7	1993.3	557.1	198.4	115.4	145.2	106.9	72.7	63.9	58.1
57.5°	6028.3	5262.2	2065.7	495.6	157.8	99.7	116.1	97.3	64.2	57.4	53.6
60°	6083.6	5391.7	2032.5	420.1	125.3	86.8	86.1	99.0	57.4	50.5	47.8
62.5°	5946.0	5229.1	1872.4	352.8	104.9	76.2	70.7	86.4	51.9	45.1	42.4
65°	5681.3	4789.5	1612.8	318.0	97.3	65.2	58.7	60.8	45.4	39.3	36.9
67.5°	5313.1	4202.7	1324.2	298.2	96.3	56.0	50.2	46.1	39.3	34.2	32.1
70°	4560.3	3501.2	1056.4	287.2	93.6	47.1	42.4	37.6	32.8	29.0	27.3
72.5°	3356.4	2481.0	821.8	275.3	94.3	37.6	36.9	31.1	26.3	22.5	21.9
75°	1939.3	1417.4	539.0	223.0	89.8	29.0	30.7	21.9	18.4	15.7	15.7
77.5°	1033.5	864.5	205.3	92.9	32.8	18.4	17.4	13.0	11.6	9.6	9.2
80°	450.5	380.5	61.8	26.0	18.1	9.9	6.5	5.8	5.1	4.1	3.8
82.5°	159.5	137.6	20.2	12.6	7.9	0.0	0.0	0.0	0.0	0.0	0.0
85°	36.2	26.0	0.0	3.1	0.0	0.0	0.0	0.0	0.0	0.0	0.0
87.5°	0.0	0.0	0.0	0.0	0.0	0.0	0.0	0.0	0.0	0.0	0.0
90°	0.0	0.0	0.0	0.0	0.0	0.0	0.0	0.0	0.0	0.0	0.0





REPORT NUMBER: P386418  
 CATALOG NUMBER: GWC-SA2A-750-U-SLL-HSS

**CANDELA DISTRIBUTION (continued):**

	185°	195°	205°	215°	225°	235°	245°	255°	265°	270°	275°
0°	2418.8	2418.8	2418.8	2418.8	2418.8	2418.8	2418.8	2418.8	2418.8	2418.8	2418.8
2.5°	2051.7	2044.2	1999.8	2001.5	2009.3	2020.6	1993.9	2006.2	2039.4	2071.1	2083.1
5°	1586.5	1588.2	1561.2	1577.9	1593.0	1603.2	1560.2	1560.9	1587.2	1623.0	1641.8
7.5°	1117.9	1115.1	1116.5	1156.5	1184.8	1164.3	1180.4	1124.7	1128.1	1153.7	1134.6
10°	831.0	793.4	772.2	802.3	833.4	822.1	794.4	776.3	789.0	817.3	815.3
12.5°	653.0	599.1	567.3	545.8	571.4	550.2	549.5	533.8	516.8	519.8	565.3
15°	491.1	451.9	414.3	379.8	379.1	371.9	335.4	294.4	291.0	293.0	316.6
17.5°	337.8	324.5	309.1	279.4	271.5	241.5	206.0	189.6	181.4	185.1	193.0
20°	237.4	232.3	234.0	217.9	206.6	177.9	157.1	150.6	149.3	153.0	156.8
22.5°	196.7	187.5	186.5	179.3	168.0	147.2	135.9	132.2	130.5	133.9	136.6
25°	172.1	162.9	159.2	154.7	142.8	128.4	121.6	118.2	116.5	118.5	120.2
27.5°	151.6	143.1	139.7	136.6	125.0	114.8	109.3	106.2	104.9	105.5	107.2
30°	136.3	128.8	124.3	120.6	110.7	103.5	98.7	95.6	94.3	94.3	96.0
32.5°	120.2	116.1	112.0	107.2	98.0	93.2	88.5	85.0	83.7	84.0	85.4
35°	100.1	98.7	99.7	95.3	87.4	83.3	78.6	74.8	73.8	74.1	75.5
37.5°	88.8	82.7	86.4	84.0	79.6	74.1	68.0	64.6	62.8	63.9	64.6
40°	81.6	74.1	71.4	73.8	73.1	64.2	58.7	55.3	54.0	54.3	55.0
42.5°	75.5	66.6	60.5	60.1	64.2	56.0	50.2	47.1	45.4	45.4	46.1
45°	69.7	60.1	52.6	46.8	54.0	47.5	42.0	39.3	37.2	37.2	37.6
47.5°	65.2	54.6	45.8	38.3	40.6	38.9	34.5	31.8	29.7	29.7	30.1
50°	61.1	49.2	39.6	32.1	30.4	32.1	28.0	24.9	23.6	23.2	23.9
52.5°	56.7	43.7	33.8	27.3	23.9	24.2	21.9	19.8	18.1	18.1	18.8
55°	52.3	39.3	29.4	23.2	19.8	18.1	17.4	16.1	14.7	14.7	15.4
57.5°	47.8	34.5	24.9	19.1	15.7	14.3	14.3	13.3	12.3	12.3	13.0
60°	43.7	29.7	20.5	15.7	12.3	12.0	12.3	11.3	10.6	10.6	11.3
62.5°	38.9	25.3	16.7	13.0	9.9	9.6	10.6	9.9	9.2	9.2	9.9
65°	33.1	21.5	13.3	9.9	7.5	7.5	8.9	8.2	7.5	7.5	8.2
67.5°	28.0	18.1	10.2	7.2	5.5	5.8	7.5	6.8	6.5	6.5	7.2
70°	23.2	14.0	7.2	4.4	3.1	4.4	5.8	5.8	5.8	5.8	6.5
72.5°	17.4	9.6	4.1	1.7	1.4	3.1	4.8	5.5	5.1	5.1	6.1
75°	11.3	5.5	1.4	0.0	0.0	1.7	3.8	4.4	4.4	4.1	5.1
77.5°	6.5	1.7	0.0	0.0	0.0	0.0	2.4	2.0	1.7	1.4	2.4
80°	1.7	0.0	0.0	0.0	0.0	0.0	0.0	0.0	0.0	0.0	0.0
82.5°	0.0	0.0	0.0	0.0	0.0	0.0	0.0	0.0	0.0	0.0	0.0
85°	0.0	0.0	0.0	0.0	0.0	0.0	0.0	0.0	0.0	0.0	0.0
87.5°	0.0	0.0	0.0	0.0	0.0	0.0	0.0	0.0	0.0	0.0	0.0
90°	0.0	0.0	0.0	0.0	0.0	0.0	0.0	0.0	0.0	0.0	0.0



REPORT NUMBER: P386418  
 CATALOG NUMBER: GWC-SA2A-750-U-SLL-HSS

**CANDELA DISTRIBUTION (continued):**

	285°	295°	305°	315°	325°	335°	345°	355°	359°	360°
0°	2418.8	2418.8	2418.8	2418.8	2418.8	2418.8	2418.8	2418.8	2418.8	2418.8
2.5°	2131.2	2171.6	2228.2	2288.4	2380.9	2454.4	2526.4	2588.2	2612.1	2622.1
5°	1686.9	1746.0	1829.0	1935.5	2102.6	2252.8	2405.2	2558.5	2625.1	2641.9
7.5°	1210.4	1285.9	1391.5	1525.0	1720.7	1915.4	2128.2	2353.3	2456.4	2482.4
10°	895.9	988.1	1109.0	1249.7	1436.5	1636.7	1868.6	2125.8	2243.6	2278.1
12.5°	635.6	760.3	922.2	1093.3	1255.2	1433.8	1668.5	1951.9	2075.6	2112.8
15°	373.3	493.9	685.5	914.7	1122.0	1303.0	1541.4	1862.8	1999.1	2036.6
17.5°	214.1	274.3	419.1	674.6	956.0	1206.7	1501.4	1885.0	2045.5	2080.4
20°	163.6	182.7	241.5	434.4	762.0	1112.1	1501.4	2010.7	2208.4	2259.7
22.5°	143.1	157.1	181.0	259.2	560.8	1010.6	1518.9	2192.4	2450.9	2507.6
25°	127.1	139.7	160.2	195.0	382.5	890.1	1560.2	2415.4	2736.5	2809.9
27.5°	113.7	125.7	144.1	170.8	261.6	744.6	1615.9	2677.0	3051.4	3110.1
30°	101.8	113.1	129.8	148.6	201.9	579.6	1663.3	2923.6	3298.7	3361.8
32.5°	90.5	100.8	115.8	129.8	165.3	428.6	1668.5	3119.0	3503.9	3566.8
35°	79.9	89.1	102.8	113.7	137.0	338.5	1588.9	3288.4	3709.2	3792.2
37.5°	69.7	78.6	90.5	98.7	120.6	276.0	1467.3	3477.3	3972.5	4049.4
40°	60.1	68.0	80.3	85.7	114.1	212.1	1335.1	3675.4	4230.7	4301.1
42.5°	51.2	58.7	70.7	81.3	100.1	158.5	1192.3	3861.2	4463.0	4536.8
45°	42.7	50.5	62.5	86.1	83.0	118.5	1039.7	3984.5	4646.4	4726.7
47.5°	34.5	43.4	59.8	82.0	66.3	87.1	918.8	4101.3	4785.4	4864.6
50°	27.7	36.5	67.3	73.1	54.3	66.6	868.2	4205.8	4876.6	4952.8
52.5°	22.5	30.7	63.5	56.0	45.4	55.0	895.5	4375.2	4961.0	5008.8
55°	18.8	24.2	38.3	38.9	38.6	46.8	929.3	4618.4	5179.2	5201.8
57.5°	16.4	19.5	26.6	30.1	32.4	41.7	930.0	4967.5	5517.0	5531.0
60°	14.0	17.1	22.2	24.2	28.0	37.2	896.2	5089.4	5649.9	5696.3
62.5°	12.3	15.0	18.4	20.2	23.6	33.5	817.0	4912.8	5467.5	5546.4
65°	10.9	13.7	15.4	17.1	20.8	30.1	686.5	4559.6	5164.9	5247.2
67.5°	9.6	12.0	13.7	15.4	18.8	26.6	505.5	4149.4	4817.5	4885.8
70°	8.5	10.6	12.3	13.7	16.4	22.5	306.7	3521.0	4337.3	4365.6
72.5°	8.2	9.6	11.3	12.3	14.3	19.8	155.4	2587.6	3467.4	3513.5
75°	7.2	8.5	10.2	10.9	12.6	17.1	63.2	1699.5	2512.8	2586.9
77.5°	5.8	7.9	9.2	9.9	10.9	14.0	32.1	1086.1	1763.4	1811.2
80°	2.0	5.8	7.9	8.2	9.2	10.2	21.2	594.6	1022.9	1043.4
82.5°	0.0	3.8	6.1	5.8	6.5	7.9	13.7	282.8	675.2	682.8
85°	0.0	1.7	4.8	3.8	2.7	5.5	4.8	61.8	354.2	368.9
87.5°	0.0	0.0	0.3	1.7	1.4	2.0	0.7	0.3	32.1	40.6
90°	0.0	0.0	0.0	0.0	0.0	0.0	0.0	0.0	0.0	0.0

Signify Classified - Internal  
Cooper Lighting Solutions Photometric Lab  
1121 Highway 74 South  
Peachtree City, GA 30269

Scaled Data Report



Report Generated By 670245982

Signify Classified - Internal  
Cooper Lighting Solutions Photometric Lab  
1121 Highway 74 South  
Peachtree City, GA 30269

Scaled Data Report



Signify Classified - Internal  
Cooper Lighting Solutions Photometric Lab  
1121 Highway 74 South  
Peachtree City, GA 30269

Scaled Data Report



Signify Classified - Internal  
Cooper Lighting Solutions Photometric Lab  
1121 Highway 74 South  
Peachtree City, GA 30269

Scaled Data Report



Signify Classified - Internal  
Cooper Lighting Solutions Photometric Lab  
1121 Highway 74 South  
Peachtree City, GA 30269

Scaled Data Report



--- HS — SS

Signify Classified - Internal  
Cooper Lighting Solutions Photometric Lab  
1121 Highway 74 South  
Peachtree City, GA 30269

Scaled Data Report



u



Signify Classified - Internal  
Cooper Lighting Solutions Photometric Lab  
1121 Highway 74 South  
Peachtree City, GA 30269

Scaled Data Report



Signify Classified - Internal  
Cooper Lighting Solutions Photometric Lab  
1121 Highway 74 South  
Peachtree City, GA 30269

Scaled Data Report



Signify Classified - Internal  
Cooper Lighting Solutions Photometric Lab  
1121 Highway 74 South  
Peachtree City, GA 30269

Scaled Data Report



Signify Classified - Internal  
Cooper Lighting Solutions Photometric Lab  
1121 Highway 74 South  
Peachtree City, GA 30269

Scaled Data Report



(END OF REPORT)